

MONTHLY REPORT OF DISBURSEMENTS
For the month of December 2022


Department : State Universities and Colleges (SUCs)
 Agency/Entity : Central Mindanao University
 Operating Unit : < not applicable >
 Organization Code (UACS) : 08 091 000000
 Fund Cluster : 01 Regular Agency Fund


Particulars	Current Year Budget					Prior Year's Budget										Trust Liabilities					Grand Total					Remarks	
	PS	MOOE	FinEx	CO	TOTAL	Prior Year's Accounts Payable					Current Year's Accounts Payable					SUB-TOTAL	PS	MOOE	CO	TOTAL	PS	MOOE	CO	TOTAL			
						PS	MOOE	FinEx	CO	Sub-Total	PS	MOOE	FinEx	CO	Sub-Total										PS		MOOE
1	2	3	4	5	6=(2+3+4+5)	7	8	9	10	11=(7+8+9+10)	12	13	14	15	16=(12+13+14+15)	17=(11+16)	18=(6+17)	19	20	21	22=(19+20+21)	23	24	25	26	27=(23+24+25+26)	28
CASH DISBURSEMENTS	60,402,728.03	85,852,669.79	0.00	5,171,815.30	151,427,213.12	0.00	86,707.44	0.00	8,432,728.39	8,519,435.83	0.00	160,182.15	0.00	9,391,899.35	9,552,081.50	18,071,517.33	169,498,730.45	1,156,070.14	0.00	0.00	1,156,070.14	61,558,798.17	86,099,559.38	0.00	22,996,443.04	170,654,800.59	
Notice of Cash Allocation (NCA)	60,402,728.03	85,852,669.79	0.00	5,171,815.30	151,427,213.12	0.00	86,707.44	0.00	8,432,728.39	8,519,435.83	0.00	160,182.15	0.00	9,391,899.35	9,552,081.50	18,071,517.33	169,498,730.45	1,156,070.14	0.00	0.00	1,156,070.14	61,558,798.17	86,099,559.38	0.00	22,996,443.04	170,654,800.59	
MDS Checks Issued	2,002,062.43	529,223.25	0.00	0.00	2,531,285.68	0.00	86,707.44	0.00	655,289.46	741,996.90	0.00	89,200.00	0.00	89,200.00	831,196.90	3,362,482.58	0.00	0.00	0.00	0.00	0.00	2,002,062.43	705,130.69	0.00	655,289.46	3,362,482.58	
Advice to Debit Account	58,400,665.60	85,323,446.54	0.00	5,171,815.30	148,899,927.44	0.00	0.00	0.00	7,777,438.93	7,777,438.93	0.00	70,982.15	0.00	9,391,899.35	9,462,861.50	17,240,320.43	166,136,247.87	1,156,070.14	0.00	0.00	1,156,070.14	59,556,735.74	85,394,428.69	0.00	22,341,153.56	167,292,318.01	
Notice of Transfer Allocations (NTA)	0.00	0.00	0.00	0.00	0.00	0.00	0.00	0.00	0.00	0.00	0.00	0.00	0.00	0.00	0.00	0.00	0.00	0.00	0.00	0.00	0.00	0.00	0.00	0.00	0.00	0.00	0.00
MDS Checks Issued	0.00	0.00	0.00	0.00	0.00	0.00	0.00	0.00	0.00	0.00	0.00	0.00	0.00	0.00	0.00	0.00	0.00	0.00	0.00	0.00	0.00	0.00	0.00	0.00	0.00	0.00	0.00
Advice to Debit Account	0.00	0.00	0.00	0.00	0.00	0.00	0.00	0.00	0.00	0.00	0.00	0.00	0.00	0.00	0.00	0.00	0.00	0.00	0.00	0.00	0.00	0.00	0.00	0.00	0.00	0.00	0.00
Working Fund for FAPs	0.00	0.00	0.00	0.00	0.00	0.00	0.00	0.00	0.00	0.00	0.00	0.00	0.00	0.00	0.00	0.00	0.00	0.00	0.00	0.00	0.00	0.00	0.00	0.00	0.00	0.00	0.00
Cash Disbursement Ceiling (CDC)	0.00	0.00	0.00	0.00	0.00	0.00	0.00	0.00	0.00	0.00	0.00	0.00	0.00	0.00	0.00	0.00	0.00	0.00	0.00	0.00	0.00	0.00	0.00	0.00	0.00	0.00	0.00
TOTAL CASH DISBURSEMENTS	60,402,728.03	85,852,669.79	0.00	5,171,815.30	151,427,213.12	0.00	86,707.44	0.00	8,432,728.39	8,519,435.83	0.00	160,182.15	0.00	9,391,899.35	9,552,081.50	18,071,517.33	169,498,730.45	1,156,070.14	0.00	0.00	1,156,070.14	61,558,798.17	86,099,559.38	0.00	22,996,443.04	170,654,800.59	
NON-CASH DISBURSEMENTS	6,102,918.48	137,942.40	0.00	385,956.37	6,626,817.25	0.00	0.00	0.00	306,209.05	306,209.05	0.00	4,017.85	0.00	820,918.68	824,936.53	1,131,145.58	7,757,962.83	0.00	0.00	0.00	0.00	6,102,918.48	141,960.25	0.00	1,513,084.10	7,757,962.83	
Tax Remittance Advances Issued (TRA)	6,102,918.48	137,942.40	0.00	385,956.37	6,626,817.25	0.00	0.00	0.00	306,209.05	306,209.05	0.00	4,017.85	0.00	820,918.68	824,936.53	1,131,145.58	7,757,962.83	0.00	0.00	0.00	0.00	6,102,918.48	141,960.25	0.00	1,513,084.10	7,757,962.83	
Non-Cash Availment Authority (NCAA)	0.00	0.00	0.00	0.00	0.00	0.00	0.00	0.00	0.00	0.00	0.00	0.00	0.00	0.00	0.00	0.00	0.00	0.00	0.00	0.00	0.00	0.00	0.00	0.00	0.00	0.00	0.00
Disbursements effected through outright deductions from claims (release, strictly...)	0.00	0.00	0.00	0.00	0.00	0.00	0.00	0.00	0.00	0.00	0.00	0.00	0.00	0.00	0.00	0.00	0.00	0.00	0.00	0.00	0.00	0.00	0.00	0.00	0.00	0.00	0.00
Overpayment of expenses(e.g. personnel benefits)	0.00	0.00	0.00	0.00	0.00	0.00	0.00	0.00	0.00	0.00	0.00	0.00	0.00	0.00	0.00	0.00	0.00	0.00	0.00	0.00	0.00	0.00	0.00	0.00	0.00	0.00	0.00
Restitution for loss of government property	0.00	0.00	0.00	0.00	0.00	0.00	0.00	0.00	0.00	0.00	0.00	0.00	0.00	0.00	0.00	0.00	0.00	0.00	0.00	0.00	0.00	0.00	0.00	0.00	0.00	0.00	0.00
Liquidated damages and similar claims	0.00	0.00	0.00	0.00	0.00	0.00	0.00	0.00	0.00	0.00	0.00	0.00	0.00	0.00	0.00	0.00	0.00	0.00	0.00	0.00	0.00	0.00	0.00	0.00	0.00	0.00	0.00
Others(TEF, BTI-Documentary Stamp Tax, etc.)	0.00	0.00	0.00	0.00	0.00	0.00	0.00	0.00	0.00	0.00	0.00	0.00	0.00	0.00	0.00	0.00	0.00	0.00	0.00	0.00	0.00	0.00	0.00	0.00	0.00	0.00	0.00
TOTAL NON-CASH DISBURSEMENTS	6,102,918.48	137,942.40	0.00	385,956.37	6,626,817.25	0.00	0.00	0.00	306,209.05	306,209.05	0.00	4,017.85	0.00	820,918.68	824,936.53	1,131,145.58	7,757,962.83	0.00	0.00	0.00	0.00	6,102,918.48	141,960.25	0.00	1,513,084.10	7,757,962.83	
GRAND TOTAL	66,505,646.51	85,990,612.19	0.00	5,557,771.67	158,054,030.37	0.00	86,707.44	0.00	8,738,937.44	8,825,644.88	0.00	164,200.00	0.00	10,212,818.03	10,377,018.03	19,202,662.91	177,256,693.28	1,156,070.14	0.00	0.00	1,156,070.14	67,661,716.65	86,241,519.63	0.00	24,509,527.14	178,412,763.42	


SUMMARY

Particulars	Previous Report	This Month	As at Date
(1)	(2)	(3)	(4)
Total Disbursement Authorities Received	994,387,721.99	117,255,962.83	1,111,643,684.82
NCA	939,503,897.00	109,498,000.00	1,049,001,897.00
NTA	0.00	0.00	0.00
Working Fund	0.00	0.00	0.00
TRA	54,883,824.99	7,757,962.83	62,641,787.82
CDC	0.00	0.00	0.00
NCAA	0.00	0.00	0.00
Less: Notice of Transfer of Allocations (NTA)* issued	0.00	0.00	0.00
Total Disbursement Authorities Available	994,387,721.99	117,255,962.83	1,111,643,684.82
Less:	0.00	0.00	0.00
Lapsed NCA	11,182,000.06	49,394.43	11,231,394.49
Disbursements	921,999,526.91	178,412,763.42	1,100,412,290.33
Less: Other Non-Cash Disbursements	0.00	0.00	0.00
Disbursements effected through outright deductions from claims	0.00	0.00	0.00
Overpayment of expenses(e.g. personnel benefits)	0.00	0.00	0.00
Restitution for loss of government property	0.00	0.00	0.00
Liquidated damages and similar claims	0.00	0.00	0.00
Others (e.g. TEF, BTI, Docs Stamp, etc.)	0.00	0.00	0.00
Add:Less: Adjustments (e.g. cancelled/stated checks)	0.00	0.00	0.00
Balance of Disbursement Authorities as at date	61,206,195.02	(61,206,195.02)	0.00
Total Disbursements Program	1,096,831,000.00	47,571,000.00	1,144,402,000.00
Less: *Actual Disbursements	921,999,526.91	178,412,763.42	1,100,412,290.33
(Over)/Under spending	174,831,473.09	(130,841,763.42)	43,989,709.67

Notes: * The use of NTA is discouraged
 Notes: ** Amounts should tally with the grand total disbursement (column 27).

Certified Correct:

 MARIA JAMELLAH CELESTE M. MAGALONA
 Agency Chief Accountant
 Date: 10/Jan/2023

Recommending Approval:

 DYNNITH F. SURBERON
 Director, FMSO
 Date: 10/Jan/2023

Approved by:

 JOSE ALEXANDER C. ABELLA
 Head of Agency or Authorized Representative
 Date: 10/Jan/2023