

MONTHLY REPORT OF DISBURSEMENTS
For the month of January 2023


Department : State Universities and Colleges (SUCs)
 Agency/Entity : Central Mindanao University
 Operating Unit : < not applicable >
 Organization Code (UACS) : 08 091 000000
 Fund Cluster : 01 Regular Agency Fund


| Particulars | Current Year Budget | | | | | Prior Year's Accounts Payable | | | | | | | | | | | SUB-TOTAL | Trust Liabilities | | | | Grand Total | | | | | Remarks | | |
|---|----------------------|-------------------|-------------|-------------|----------------------|-------------------------------|---------------------|-------------|---------------------|----------------------|---------------------------------|-------------|-------------|-------------|------------------|----------------------|----------------------|---------------------|-------------|-------------|---------------------|----------------------|---------------------|-------------|---------------------|----------------------|---------|------|--|
| | PS | MOOE | FinEx | CO | TOTAL | Prior Year's Accounts Payable | | | | | Current Year's Accounts Payable | | | | | | | PS | MOOE | CO | TOTAL | PS | MOOE | FinEx | CO | TOTAL | | | |
| | | | | | | PS | MOOE | FinEx | CO | Sub-Total | PS | MOOE | FinEx | CO | Sub-Total | TOTAL | | | | | | | | | | | | | |
| 1 | 2 | 3 | 4 | 5 | 6=(2+3+4+5) | 7 | 8 | 9 | 10 | 11=(7+8+9+10) | 12 | 13 | 14 | 15 | 16=(12+13+14+15) | 17=(11+16) | 18=(6+17) | 19 | 20 | 21 | 22=(19+20+21) | 23 | 24 | 25 | 26 | 27=(23+24+25+26) | 28 | | |
| CASH DISBURSEMENTS | 20,451,401.60 | 773,622.43 | 0.00 | 0.00 | 21,225,024.03 | 25,119,191.87 | 4,371,931.57 | 0.00 | 8,800,403.79 | 38,291,527.23 | 0.00 | 0.00 | 0.00 | 0.00 | 0.00 | 38,291,527.23 | 59,516,551.26 | 1,720,116.04 | 0.00 | 0.00 | 1,720,116.04 | 47,290,709.51 | 5,145,554.00 | 0.00 | 8,800,403.79 | 61,236,667.30 | | | |
| Notice of Cash Allocation (NCA) | 20,451,401.60 | 773,622.43 | 0.00 | 0.00 | 21,225,024.03 | 25,119,191.87 | 4,371,931.57 | 0.00 | 8,800,403.79 | 38,291,527.23 | 0.00 | 0.00 | 0.00 | 0.00 | 0.00 | 38,291,527.23 | 59,516,551.26 | 1,720,116.04 | 0.00 | 0.00 | 1,720,116.04 | 47,290,709.51 | 5,145,554.00 | 0.00 | 8,800,403.79 | 61,236,667.30 | | | |
| MDS Checks Issued | 49,587.91 | 380,781.41 | 0.00 | 0.00 | 430,369.32 | 2,532,277.60 | 27,900.00 | 0.00 | 2,560,177.60 | 27,900.00 | 0.00 | 0.00 | 0.00 | 0.00 | 0.00 | 27,900.00 | 2,560,177.60 | 2,990,546.92 | 0.00 | 0.00 | 2,990,546.92 | 2,581,865.51 | 408,681.41 | 0.00 | 0.00 | 2,990,546.92 | | | |
| Advice to Debit Account | 20,401,813.69 | 392,841.02 | 0.00 | 0.00 | 20,794,654.71 | 22,586,914.27 | 4,344,031.57 | 0.00 | 8,800,403.79 | 35,731,349.63 | 0.00 | 0.00 | 0.00 | 0.00 | 0.00 | 35,731,349.63 | 56,526,004.34 | 1,720,116.04 | 0.00 | 0.00 | 1,720,116.04 | 44,708,844.00 | 4,736,872.59 | 0.00 | 8,800,403.79 | 58,246,120.38 | | | |
| Notice of Transfer Allocations (NTA) | 0.00 | 0.00 | 0.00 | 0.00 | 0.00 | 0.00 | 0.00 | 0.00 | 0.00 | 0.00 | 0.00 | 0.00 | 0.00 | 0.00 | 0.00 | 0.00 | 0.00 | 0.00 | 0.00 | 0.00 | 0.00 | 0.00 | 0.00 | 0.00 | 0.00 | 0.00 | 0.00 | | |
| MDS Checks Issued | 0.00 | 0.00 | 0.00 | 0.00 | 0.00 | 0.00 | 0.00 | 0.00 | 0.00 | 0.00 | 0.00 | 0.00 | 0.00 | 0.00 | 0.00 | 0.00 | 0.00 | 0.00 | 0.00 | 0.00 | 0.00 | 0.00 | 0.00 | 0.00 | 0.00 | 0.00 | 0.00 | 0.00 | |
| Advice to Debit Account | 0.00 | 0.00 | 0.00 | 0.00 | 0.00 | 0.00 | 0.00 | 0.00 | 0.00 | 0.00 | 0.00 | 0.00 | 0.00 | 0.00 | 0.00 | 0.00 | 0.00 | 0.00 | 0.00 | 0.00 | 0.00 | 0.00 | 0.00 | 0.00 | 0.00 | 0.00 | 0.00 | 0.00 | |
| Working Fund for FAPs | 0.00 | 0.00 | 0.00 | 0.00 | 0.00 | 0.00 | 0.00 | 0.00 | 0.00 | 0.00 | 0.00 | 0.00 | 0.00 | 0.00 | 0.00 | 0.00 | 0.00 | 0.00 | 0.00 | 0.00 | 0.00 | 0.00 | 0.00 | 0.00 | 0.00 | 0.00 | 0.00 | 0.00 | |
| Cash Disbursement Ceiling (CDC) | 0.00 | 0.00 | 0.00 | 0.00 | 0.00 | 0.00 | 0.00 | 0.00 | 0.00 | 0.00 | 0.00 | 0.00 | 0.00 | 0.00 | 0.00 | 0.00 | 0.00 | 0.00 | 0.00 | 0.00 | 0.00 | 0.00 | 0.00 | 0.00 | 0.00 | 0.00 | 0.00 | 0.00 | |
| TOTAL CASH DISBURSEMENTS | 20,451,401.60 | 773,622.43 | 0.00 | 0.00 | 21,225,024.03 | 25,119,191.87 | 4,371,931.57 | 0.00 | 8,800,403.79 | 38,291,527.23 | 0.00 | 0.00 | 0.00 | 0.00 | 0.00 | 38,291,527.23 | 59,516,551.26 | 1,720,116.04 | 0.00 | 0.00 | 1,720,116.04 | 47,290,709.51 | 5,145,554.00 | 0.00 | 8,800,403.79 | 61,236,667.30 | | | |
| NON-CASH DISBURSEMENTS | 3,283,499.73 | 5,126.56 | 0.00 | 0.00 | 3,288,626.29 | 1,994,948.16 | 16,182.99 | 0.00 | 787,861.55 | 2,798,992.70 | 0.00 | 0.00 | 0.00 | 0.00 | 0.00 | 2,798,992.70 | 6,087,618.99 | 0.00 | 0.00 | 0.00 | 0.00 | 5,278,447.89 | 21,309.55 | 0.00 | 787,861.55 | 6,087,618.99 | | | |
| Tax Remittance Advices Issued (TRA) | 3,283,499.73 | 5,126.56 | 0.00 | 0.00 | 3,288,626.29 | 1,994,948.16 | 16,182.99 | 0.00 | 787,861.55 | 2,798,992.70 | 0.00 | 0.00 | 0.00 | 0.00 | 0.00 | 2,798,992.70 | 6,087,618.99 | 0.00 | 0.00 | 0.00 | 0.00 | 5,278,447.89 | 21,309.55 | 0.00 | 787,861.55 | 6,087,618.99 | | | |
| Non-Cash Availment Authority (NCAA) | 0.00 | 0.00 | 0.00 | 0.00 | 0.00 | 0.00 | 0.00 | 0.00 | 0.00 | 0.00 | 0.00 | 0.00 | 0.00 | 0.00 | 0.00 | 0.00 | 0.00 | 0.00 | 0.00 | 0.00 | 0.00 | 0.00 | 0.00 | 0.00 | 0.00 | 0.00 | 0.00 | 0.00 | |
| Disbursements effected through outright deductions from claims (relates specifically to...) | 0.00 | 0.00 | 0.00 | 0.00 | 0.00 | 0.00 | 0.00 | 0.00 | 0.00 | 0.00 | 0.00 | 0.00 | 0.00 | 0.00 | 0.00 | 0.00 | 0.00 | 0.00 | 0.00 | 0.00 | 0.00 | 0.00 | 0.00 | 0.00 | 0.00 | 0.00 | 0.00 | 0.00 | |
| Overpayment of expenses (e.g. personnel benefits) | 0.00 | 0.00 | 0.00 | 0.00 | 0.00 | 0.00 | 0.00 | 0.00 | 0.00 | 0.00 | 0.00 | 0.00 | 0.00 | 0.00 | 0.00 | 0.00 | 0.00 | 0.00 | 0.00 | 0.00 | 0.00 | 0.00 | 0.00 | 0.00 | 0.00 | 0.00 | 0.00 | 0.00 | |
| Restitution for loss of government property | 0.00 | 0.00 | 0.00 | 0.00 | 0.00 | 0.00 | 0.00 | 0.00 | 0.00 | 0.00 | 0.00 | 0.00 | 0.00 | 0.00 | 0.00 | 0.00 | 0.00 | 0.00 | 0.00 | 0.00 | 0.00 | 0.00 | 0.00 | 0.00 | 0.00 | 0.00 | 0.00 | 0.00 | |
| Liquidated damages and similar claims | 0.00 | 0.00 | 0.00 | 0.00 | 0.00 | 0.00 | 0.00 | 0.00 | 0.00 | 0.00 | 0.00 | 0.00 | 0.00 | 0.00 | 0.00 | 0.00 | 0.00 | 0.00 | 0.00 | 0.00 | 0.00 | 0.00 | 0.00 | 0.00 | 0.00 | 0.00 | 0.00 | 0.00 | |
| Others (TEF, BT, Documentary Stamp Tax, etc.) | 0.00 | 0.00 | 0.00 | 0.00 | 0.00 | 0.00 | 0.00 | 0.00 | 0.00 | 0.00 | 0.00 | 0.00 | 0.00 | 0.00 | 0.00 | 0.00 | 0.00 | 0.00 | 0.00 | 0.00 | 0.00 | 0.00 | 0.00 | 0.00 | 0.00 | 0.00 | 0.00 | 0.00 | |
| TOTAL NON-CASH DISBURSEMENTS | 3,283,499.73 | 5,126.56 | 0.00 | 0.00 | 3,288,626.29 | 1,994,948.16 | 16,182.99 | 0.00 | 787,861.55 | 2,798,992.70 | 0.00 | 0.00 | 0.00 | 0.00 | 0.00 | 2,798,992.70 | 6,087,618.99 | 0.00 | 0.00 | 0.00 | 0.00 | 5,278,447.89 | 21,309.55 | 0.00 | 787,861.55 | 6,087,618.99 | | | |
| GRAND TOTAL | 23,734,901.33 | 778,748.99 | 0.00 | 0.00 | 24,513,650.32 | 27,114,140.03 | 4,388,114.56 | 0.00 | 9,588,265.34 | 41,090,519.93 | 0.00 | 0.00 | 0.00 | 0.00 | 0.00 | 41,090,519.93 | 65,604,170.25 | 1,720,116.04 | 0.00 | 0.00 | 1,720,116.04 | 52,569,157.40 | 5,166,863.55 | 0.00 | 9,588,265.34 | 67,324,286.29 | | | |


SUMMARY

| Particulars | Previous Report | This Month | As at Date |
|--|-----------------|----------------|----------------|
| (1) | (2) | (3) | (4) |
| Total Disbursement Authorities Received | 0.00 | 67,325,618.99 | 67,325,618.99 |
| NCA | 0.00 | 61,238,000.00 | 61,238,000.00 |
| NTA | 0.00 | 0.00 | 0.00 |
| Working Fund | 0.00 | 0.00 | 0.00 |
| TRA | 0.00 | 6,087,618.99 | 6,087,618.99 |
| CDC | 0.00 | 0.00 | 0.00 |
| NCAA | 0.00 | 0.00 | 0.00 |
| Less: Notice of Transfer of Allocations (NTA)* issued | 0.00 | 0.00 | 0.00 |
| Total Disbursement Authorities Available | 0.00 | 67,325,618.99 | 67,325,618.99 |
| Less: | 0.00 | 0.00 | 0.00 |
| Lapsed NCA | 0.00 | 0.00 | 0.00 |
| Disbursements | 0.00 | 67,324,286.29 | 67,324,286.29 |
| Less: Other Non-Cash Disbursements | 0.00 | 0.00 | 0.00 |
| Disbursements effected through outright deductions from claims | 0.00 | 0.00 | 0.00 |
| Overpayment of expenses (e.g. personnel benefits) | 0.00 | 0.00 | 0.00 |
| Restitution for loss of government property | 0.00 | 0.00 | 0.00 |
| Liquidated damages and similar claims | 0.00 | 0.00 | 0.00 |
| Others (e.g. TEF, BT, Docs Stamp, etc.) | 0.00 | 0.00 | 0.00 |
| Add/Less: Adjustments (e.g. cancelled/staled checks) | 0.00 | 0.00 | 0.00 |
| Balance of Disbursement Authorities as at date | 0.00 | 1,332.70 | 1,332.70 |
| Total Disbursements Program | 0.00 | 176,385,000.00 | 176,385,000.00 |
| Less: *Actual Disbursements | 0.00 | 67,324,286.29 | 67,324,286.29 |
| (Over)/Under spending | 0.00 | 109,060,713.71 | 109,060,713.71 |

Notes: * The use of NTA is discouraged
 Notes: ** Amounts should tally with the grand total disbursement (column 27).

Certified Correct:

 MARIA JAMELLAH CELESTE M. MAGALONA
 Agency Chief Accountant
 Date: 09/Feb/2023

Recommending Approval:

 DYNNITH F. SUBERON
 Director, FMSC
 Date: 09/Feb/2023

Approved by:

 JOSE ALEXANDER C. ABELLA
 Head of Agency or Authorized Representative
 Date: 09/Feb/2023