

MONTHLY REPORT OF DISBURSEMENTS
For the month of November 2023


Department : State Universities and Colleges (SUCs)
Agency/Entity : Central Mindano University
Operating Unit : < not applicable >
Organization Code (UACS) : 08 091 0000000
Fund Cluster : 01 - Regular Agency Fund


Particulars	Current Year Budget					Prior Year's Budget										Trust Liabilities					Grand Total					Remarks	
	PS	MOOE	FinEx	CO	TOTAL	Prior Year's Accounts Payable					Current Year's Accounts Payable					SUB-TOTAL	PS	MOOE	CO	TOTAL	PS	MOOE	FinEx	CO	TOTAL		
						PS	MOOE	FinEx	CO	Sub-Total	PS	MOOE	FinEx	CO	Sub-Total												17=(11+16)
CASH DISBURSEMENTS	73,731,927.87	7,128,695.76	0.00	0.00	80,860,623.63	0.00	0.00	0.00	109,950.00	109,950.00	0.00	0.00	0.00	0.00	0.00	109,950.00	80,970,573.63	3,739,316.03	0.00	0.00	3,739,316.03	77,471,243.90	7,128,695.76	0.00	109,950.00	84,709,889.66	
Notice of Cash Allocation (NCA)	73,731,927.87	7,128,695.76	0.00	0.00	80,860,623.63	0.00	0.00	0.00	109,950.00	109,950.00	0.00	0.00	0.00	0.00	0.00	109,950.00	80,970,573.63	3,739,316.03	0.00	0.00	3,739,316.03	77,471,243.90	7,128,695.76	0.00	109,950.00	84,709,889.66	
MDS Checks Issued	1,729,808.60	820,149.42	0.00	0.00	2,549,958.02	0.00	0.00	0.00	0.00	0.00	0.00	0.00	0.00	0.00	0.00	2,549,958.02	0.00	0.00	0.00	0.00	1,729,808.60	820,149.42	0.00	0.00	2,549,958.02		
Advice to Debit Account	72,002,119.27	6,308,546.34	0.00	0.00	78,310,665.61	0.00	0.00	0.00	109,950.00	109,950.00	0.00	0.00	0.00	0.00	0.00	109,950.00	78,420,615.61	3,739,316.03	0.00	0.00	3,739,316.03	75,741,435.30	6,308,546.34	0.00	109,950.00	82,159,931.64	
Notice of Transfer Allocations (NTA)	0.00	0.00	0.00	0.00	0.00	0.00	0.00	0.00	0.00	0.00	0.00	0.00	0.00	0.00	0.00	0.00	0.00	0.00	0.00	0.00	0.00	0.00	0.00	0.00	0.00	0.00	0.00
MDS Checks Issued	0.00	0.00	0.00	0.00	0.00	0.00	0.00	0.00	0.00	0.00	0.00	0.00	0.00	0.00	0.00	0.00	0.00	0.00	0.00	0.00	0.00	0.00	0.00	0.00	0.00	0.00	0.00
Advice to Debit Account	0.00	0.00	0.00	0.00	0.00	0.00	0.00	0.00	0.00	0.00	0.00	0.00	0.00	0.00	0.00	0.00	0.00	0.00	0.00	0.00	0.00	0.00	0.00	0.00	0.00	0.00	0.00
Working Fund for FAPs	0.00	0.00	0.00	0.00	0.00	0.00	0.00	0.00	0.00	0.00	0.00	0.00	0.00	0.00	0.00	0.00	0.00	0.00	0.00	0.00	0.00	0.00	0.00	0.00	0.00	0.00	0.00
Cash Disbursement Ceiling (CDC)	0.00	0.00	0.00	0.00	0.00	0.00	0.00	0.00	0.00	0.00	0.00	0.00	0.00	0.00	0.00	0.00	0.00	0.00	0.00	0.00	0.00	0.00	0.00	0.00	0.00	0.00	0.00
TOTAL CASH DISBURSEMENTS	73,731,927.87	7,128,695.76	0.00	0.00	80,860,623.63	0.00	0.00	0.00	109,950.00	109,950.00	0.00	0.00	0.00	0.00	0.00	109,950.00	80,970,573.63	3,739,316.03	0.00	0.00	3,739,316.03	77,471,243.90	7,128,695.76	0.00	109,950.00	84,709,889.66	
NON-CASH DISBURSEMENTS	3,355,511.67	102,229.38	0.00	0.00	3,457,741.05	0.00	0.00	0.00	0.00	0.00	0.00	0.00	0.00	0.00	0.00	3,457,741.05	0.00	0.00	0.00	0.00	3,355,511.67	102,229.38	0.00	0.00	3,457,741.05		
Tax Remittance Advances Issued (TRA)	3,355,511.67	102,229.38	0.00	0.00	3,457,741.05	0.00	0.00	0.00	0.00	0.00	0.00	0.00	0.00	0.00	0.00	3,457,741.05	0.00	0.00	0.00	0.00	3,355,511.67	102,229.38	0.00	0.00	3,457,741.05		
Non-Cash Availment Authority (NCAA)	0.00	0.00	0.00	0.00	0.00	0.00	0.00	0.00	0.00	0.00	0.00	0.00	0.00	0.00	0.00	0.00	0.00	0.00	0.00	0.00	0.00	0.00	0.00	0.00	0.00	0.00	0.00
Disbursements effected through outright deductions from claims (Release, specialty, ...)	0.00	0.00	0.00	0.00	0.00	0.00	0.00	0.00	0.00	0.00	0.00	0.00	0.00	0.00	0.00	0.00	0.00	0.00	0.00	0.00	0.00	0.00	0.00	0.00	0.00	0.00	0.00
Overpayment of expenses (e.g. personnel benefits)	0.00	0.00	0.00	0.00	0.00	0.00	0.00	0.00	0.00	0.00	0.00	0.00	0.00	0.00	0.00	0.00	0.00	0.00	0.00	0.00	0.00	0.00	0.00	0.00	0.00	0.00	0.00
Restitution for loss of government property	0.00	0.00	0.00	0.00	0.00	0.00	0.00	0.00	0.00	0.00	0.00	0.00	0.00	0.00	0.00	0.00	0.00	0.00	0.00	0.00	0.00	0.00	0.00	0.00	0.00	0.00	0.00
Liquidated damages and similar claims	0.00	0.00	0.00	0.00	0.00	0.00	0.00	0.00	0.00	0.00	0.00	0.00	0.00	0.00	0.00	0.00	0.00	0.00	0.00	0.00	0.00	0.00	0.00	0.00	0.00	0.00	0.00
Others (TEF, BT, Documentary Stamp Tax, etc.)	0.00	0.00	0.00	0.00	0.00	0.00	0.00	0.00	0.00	0.00	0.00	0.00	0.00	0.00	0.00	0.00	0.00	0.00	0.00	0.00	0.00	0.00	0.00	0.00	0.00	0.00	0.00
TOTAL NON-CASH DISBURSEMENTS	3,355,511.67	102,229.38	0.00	0.00	3,457,741.05	0.00	0.00	0.00	0.00	0.00	0.00	0.00	0.00	0.00	0.00	3,457,741.05	0.00	0.00	0.00	0.00	3,355,511.67	102,229.38	0.00	0.00	3,457,741.05		
GRAND TOTAL	77,087,439.54	7,230,925.14	0.00	0.00	84,318,364.68	0.00	0.00	0.00	109,950.00	109,950.00	0.00	0.00	0.00	0.00	0.00	109,950.00	84,428,314.68	3,739,316.03	0.00	0.00	3,739,316.03	80,826,755.57	7,230,925.14	0.00	109,950.00	88,167,630.71	


SUMMARY

Particulars	Previous Report (2)	This Month (3)	As at Date (4)
Total Disbursement Authorities Received	724,669,802.62	133,366,598.05	858,036,400.67
NCA	682,152,707.00	129,908,857.00	812,061,564.00
NTA	0.00	0.00	0.00
Working Fund	0.00	0.00	0.00
TRA	42,517,095.62	3,457,741.05	45,974,836.67
CDC	0.00	0.00	0.00
NCAA	0.00	0.00	0.00
Less: Notice of Transfer of Allocations (NTA)* Issued	0.00	0.00	0.00
Total Disbursement Authorities Available	724,669,802.62	133,366,598.05	858,036,400.67
Less:	0.00	0.00	0.00
Lapsed NCA	1,622,755.53	0.00	1,622,755.53
Disbursements	722,169,763.04	88,167,630.71	810,337,393.75
Less: Other Non-Cash Disbursements	0.00	0.00	0.00
Disbursements effected through outright deductions from claims	0.00	0.00	0.00
Overpayment of expenses (e.g. personnel benefits)	0.00	0.00	0.00
Restitution for loss of government property	0.00	0.00	0.00
Liquidated damages and similar claims	0.00	0.00	0.00
Others (e.g. TEF, BT, Docs Stamp, etc.)	0.00	0.00	0.00
Add/Less: Adjustments (e.g. cancelled/staked checks)	7,512.00	0.00	7,512.00
Balance of Disbursement Authorities as at date	864,796.05	45,198,967.34	46,063,763.39
Total Disbursements Program	940,466,000.00	94,004,000.00	1,024,460,000.00
Less: *Actual Disbursements	722,169,763.04	88,167,630.71	810,337,393.75
(Over)/Under spending	218,296,236.96	(4,163,630.71)	214,102,606.25

Notes: * The use of NTA is discouraged
Notes: ** Amounts should tally with the grand total disbursement (column 27).

Certified Correct:

MARIA JAMELLAH CELESTE M. MAGALONA, CPA, MAGA
Agency Chief/Accountant
Date: 10/Dec/2023

Recommending Approval:

IRIS M. DAJAO-OPISO, CPA, DBA
Director, FMSO
Date: 10/Dec/2023

Approved by:

ROLITO G. BALLE, PhD
Head of Agency or Authorized Representative
Date: 10/Dec/2023