

STATEMENT OF APPROPRIATIONS, ALLOTMENTS, OBLIGATIONS, DISBURSEMENTS AND BALANCES
As at the Quarter Ending December 31, 2023


Department : State Universities and Colleges (SUCs)
 Agency/Entity : Central Mindanao University
 Operating Unit : < not applicable >
 Organization Code (UACS) : 08 091 0000000
 Fund Cluster : 01 - Regular Agency Fund
 (e.g. UACS Fund Cluster: 01-Regular Agency Fund, 02-Foreign Assisted Projects Fund, 03-Special Account-Locally Funded/Domestic Grants Fund, and 04-Special Account-Foreign Assisted/Foreign Grants Fund)


X	Current Year Appropriations
	Supplemental Appropriations
	Continuing Appropriations


Particulars	UACS CODE	Appropriations			Allotments					Current Year Obligations					Current Year Disbursements					Balances					
		Authorized Appropriations	Adjustments (Transfer To/From, Modifications/Augmentations)	Adjusted Appropriations	Allotments Received	Adjustments (Reductions, Modifications/Augmentations)	Transfer To	Transfer From	Adjusted Allotments	1st Quarter Ending March 31	2nd Quarter Ending June 30	3rd Quarter Ending September 30	4th Quarter Ending December 31	Total	1st Quarter Ending March 31	2nd Quarter Ending June 30	3rd Quarter Ending September 30	4th Quarter Ending December 31	Total	Unreleased Appropriations	Unobligated Allotments	Unpaid Obligations (15-20)=(23+24)			
																						Due and Demandable	Not Yet Due		
1	2	3	4	5=(3+4)	6	7	8	9	10=(8+(7)-8+9)	11	12	13	14	15=(11+12+13+14)	16	17	18	19	20=(16+17+18+19)	21	22	23	24		
I. Agency Specific Budget		863,527,000.00	0.00	863,527,000.00	855,838,000.00	0.00	0.00	0.00	0.00	855,838,000.00	153,910,157.86	178,006,940.18	193,450,462.39	294,525,966.72	819,893,527.13	134,430,887.79	183,856,798.26	185,547,881.22	294,251,367.95	798,086,935.22	7,689,000.00	35,944,472.87	1,294,460.59	20,512,131.32	
General Administration and Support	1000000000000000	225,665,000.00	7,209,000.00	232,874,000.00	217,976,000.00	7,209,000.00	0.00	0.00	0.00	225,185,000.00	46,399,024.73	38,705,096.20	24,173,310.48	107,340,412.10	216,617,843.51	31,352,297.85	44,963,114.44	21,207,242.55	108,203,052.49	205,725,707.33	7,689,000.00	8,567,156.49	550,396.64	10,341,739.54	
General Management and Supervision	100000100001000	162,447,000.00	7,209,000.00	169,656,000.00	162,447,000.00	7,209,000.00	0.00	0.00	0.00	169,656,000.00	30,606,307.65	36,731,731.18	24,173,310.48	73,544,513.10	165,055,862.41	28,633,187.70	37,434,159.70	19,888,192.57	75,453,079.25	161,208,619.22	0.00	4,600,137.59	550,396.64	3,296,846.55	
PS		62,020,000.00	31,207,601.26	93,227,601.26	62,020,000.00	31,207,601.26	0.00	0.00	0.00	93,227,601.26	13,575,013.46	18,511,479.12	14,166,910.19	46,924,798.49	93,178,201.26	13,459,140.17	18,408,459.26	11,132,543.03	50,131,171.51	93,131,313.97	0.00	49,400.00	42,000.00	4,887.29	
MOOE		100,427,000.00	(23,998,601.26)	76,428,398.74	100,427,000.00	(23,998,601.26)	0.00	0.00	0.00	76,428,398.74	17,031,294.19	18,220,252.06	10,006,400.29	26,619,714.61	71,877,661.15	15,174,047.53	19,025,700.44	8,555,649.54	25,321,907.74	68,077,305.25	0.00	4,550,737.59	508,396.64	3,291,959.26	
Administration of Personnel Benefits	100000100002000	43,218,000.00	0.00	43,218,000.00	35,529,000.00	0.00	0.00	0.00	0.00	35,529,000.00	4,694,634.98	1,973,385.02	0.00	28,861,000.00	35,529,000.00	1,054,397.83	5,480,276.52	0.00	28,940,279.11	35,474,963.46	7,689,000.00	0.00	0.00	54,046.54	
PS		43,218,000.00	0.00	43,218,000.00	35,529,000.00	0.00	0.00	0.00	0.00	35,529,000.00	4,694,634.98	1,973,385.02	0.00	28,861,000.00	35,529,000.00	1,054,397.83	5,480,276.52	0.00	28,940,279.11	35,474,963.46	7,689,000.00	0.00	0.00	54,046.54	
Projects(s)		20,000,000.00	0.00	20,000,000.00	20,000,000.00	0.00	0.00	0.00	0.00	20,000,000.00	11,098,082.10	0.00	0.00	4,934,899.00	16,032,981.10	1,664,712.32	2,048,678.22	1,519,049.98	3,809,694.13	9,042,134.65	0.00	3,967,018.90	0.00	6,990,846.45	
Locally-Funded Project(s)		20,000,000.00	0.00	20,000,000.00	20,000,000.00	0.00	0.00	0.00	0.00	20,000,000.00	11,098,082.10	0.00	0.00	4,934,899.00	16,032,981.10	1,664,712.32	2,048,678.22	1,519,049.98	3,809,694.13	9,042,134.65	0.00	3,967,018.90	0.00	6,990,846.45	
Completion of Administration Building Extension (BAC, UPOD, ITSM, SUPPLY, HRMC), Phase IV	100000200008000	20,000,000.00	0.00	20,000,000.00	20,000,000.00	0.00	0.00	0.00	0.00	20,000,000.00	11,098,082.10	0.00	0.00	4,934,899.00	16,032,981.10	1,664,712.32	2,048,678.22	1,519,049.98	3,809,694.13	9,042,134.65	0.00	3,967,018.90	0.00	6,990,846.45	
CO		20,000,000.00	0.00	20,000,000.00	20,000,000.00	0.00	0.00	0.00	0.00	20,000,000.00	11,098,082.10	0.00	0.00	4,934,899.00	16,032,981.10	1,664,712.32	2,048,678.22	1,519,049.98	3,809,694.13	9,042,134.65	0.00	3,967,018.90	0.00	6,990,846.45	
Sub-Total, General Administration and Support		225,665,000.00	7,209,000.00	232,874,000.00	217,976,000.00	7,209,000.00	0.00	0.00	0.00	225,185,000.00	46,399,024.73	38,705,096.20	24,173,310.48	107,340,412.10	216,617,843.51	31,352,297.85	44,963,114.44	21,207,242.55	108,203,052.49	205,725,707.33	7,689,000.00	8,567,156.49	550,396.64	10,341,739.54	
PS		105,238,000.00	31,207,601.26	136,445,601.26	97,549,000.00	31,207,601.26	0.00	0.00	0.00	128,756,601.26	18,269,648.44	20,484,844.14	14,166,910.19	75,785,798.49	129,707,201.26	14,513,538.00	23,898,735.78	11,132,543.03	79,071,450.62	128,608,267.43	7,689,000.00	49,400.00	42,000.00	58,933.83	
MOOE		100,427,000.00	(23,998,601.26)	76,428,398.74	100,427,000.00	(23,998,601.26)	0.00	0.00	0.00	76,428,398.74	17,031,294.19	18,220,252.06	10,006,400.29	26,619,714.61	71,877,661.15	15,174,047.53	19,025,700.44	8,555,649.54	25,321,907.74	68,077,305.25	0.00	4,550,737.59	508,396.64	3,291,959.26	
FinEx (if Applicable)		0.00	0.00	0.00	0.00	0.00	0.00	0.00	0.00	0.00	0.00	0.00	0.00	0.00	0.00	0.00	0.00	0.00	0.00	0.00	0.00	0.00	0.00	0.00	0.00
CO		20,000,000.00	0.00	20,000,000.00	20,000,000.00	0.00	0.00	0.00	0.00	20,000,000.00	11,098,082.10	0.00	0.00	4,934,899.00	16,032,981.10	1,664,712.32	2,048,678.22	1,519,049.98	3,809,694.13	9,042,134.65	0.00	3,967,018.90	0.00	6,990,846.45	
Support to Operations	2000000000000000	81,335,000.00	(64,000.00)	81,271,000.00	81,335,000.00	(64,000.00)	0.00	0.00	0.00	81,271,000.00	13,812,046.77	19,863,387.71	14,620,744.55	32,511,095.72	80,807,274.75	13,627,412.33	19,648,510.51	13,849,437.17	31,477,470.26	78,602,830.27	0.00	463,725.25	288,671.93	1,915,772.55	
Auxiliary Services	200000100001000	81,335,000.00	(64,000.00)	81,271,000.00	81,335,000.00	(64,000.00)	0.00	0.00	0.00	81,271,000.00	13,812,046.77	19,863,387.71	14,620,744.55	32,511,095.72	80,807,274.75	13,627,412.33	19,648,510.51	13,849,437.17	31,477,470.26	78,602,830.27	0.00	463,725.25	288,671.93	1,915,772.55	
PS		76,559,000.00	67,000.00	76,626,000.00	76,559,000.00	67,000.00	0.00	0.00	0.00	76,626,000.00	13,296,305.41	19,207,043.04	13,277,448.10	30,842,449.05	76,623,246.60	13,169,785.25	18,984,763.20	13,267,349.10	30,502,415.26	75,924,312.81	0.00	2,753.40	179,471.26	519,462.53	
MOOE		4,776,000.00	(131,000.00)	4,645,000.00	4,776,000.00	(131,000.00)	0.00	0.00	0.00	4,645,000.00	515,741.36	656,344.67	1,343,295.45	1,668,646.67	4,184,028.15	457,627.08	663,747.31	582,088.07	975,055.00	2,678,517.46	0.00	460,971.85	109,200.67	1,396,310.02	
Sub-Total, Support to Operations		81,335,000.00	(64,000.00)	81,271,000.00	81,335,000.00	(64,000.00)	0.00	0.00	0.00	81,271,000.00	13,812,046.77	19,863,387.71	14,620,744.55	32,511,095.72	80,807,274.75	13,627,412.33	19,648,510.51	13,849,437.17	31,477,470.26	78,602,830.27	0.00	463,725.25	288,671.93	1,915,772.55	
PS		76,559,000.00	67,000.00	76,626,000.00	76,559,000.00	67,000.00	0.00	0.00	0.00	76,626,000.00	13,296,305.41	19,207,043.04	13,277,448.10	30,842,449.05	76,623,246.60	13,169,785.25	18,984,763.20	13,267,349.10	30,502,415.26	75,924,312.81	0.00	2,753.40	179,471.26	519,462.53	
MOOE		4,776,000.00	(131,000.00)	4,645,000.00	4,776,000.00	(131,000.00)	0.00	0.00	0.00	4,645,000.00	515,741.36	656,344.67	1,343,295.45	1,668,646.67	4,184,028.15	457,627.08	663,747.31	582,088.07	975,055.00	2,678,517.46	0.00	460,971.85	109,200.67	1,396,310.02	
FinEx (if Applicable)		0.00	0.00	0.00	0.00	0.00	0.00	0.00	0.00	0.00	0.00	0.00	0.00	0.00	0.00	0.00	0.00	0.00	0.00	0.00	0.00	0.00	0.00	0.00	0.00
CO		0.00	0.00	0.00	0.00	0.00	0.00	0.00	0.00	0.00	0.00	0.00	0.00	0.00	0.00	0.00	0.00	0.00	0.00	0.00	0.00	0.00	0.00	0.00	
Operations	3000000000000000	556,527,000.00	(7,145,000.00)	549,382,000.00	556,527,000.00	(7,145,000.00)	0.00	0.00	0.00	549,382,000.00	93,699,086.36	119,438,456.25	154,656,407.36	154,674,458.90	522,468,408.87	89,451,177.61	119,245,173.31	150,491,201.50	154,570,845.20	513,758,397.62	0.00	26,913,591.13	455,392.02	8,254,619.23	
OO - Relevant and quality tertiary education ensured to achieve inclusive growth and access of poor but deserving students to quality tertiary education increased		529,931,000.00	(5,565,000.00)	524,366,000.00	529,931,000.00	(5,565,000.00)	0.00	0.00	0.00	524,366,000.00	91,302,457.18	114,054,229.45	152,097,975.96	140,432,298.28	497,896,960.87	87,087,193.83	113,976,736.11	147,914,083.10	140,280,896.58	489,258,909.62	0.00	26,479,039.13	455,392.02	8,172,659.23	
HIGHER EDUCATION PROGRAM		529,931,000.00	(5,565,000.00)	524,366,000.00	529,931,000.00	(5,565,000.00)	0.00	0.00	0.00	524,366,000.00	91,302,457.18	114,054,229.45	152,097,975.96	140,432,298.28	497,896,960.87	87,087,193.83	113,976,736.11	147,914,083.10	140,280,896.58	489,258,909.62	0.00	26,479,039.13	455,392.02	8,172,659.23	
Provision of Higher Education Services	310100100002000	375,501,000.00	(5,565,000.00)	369,936,000.00	375,501,000.00	(5,565,000.00)	0.00	0.00	0.00	369,936,000.00</															


Particulars	UACS CODE	Appropriations			Allotments					Current Year Obligations					Current Year Disbursements					Balances			
		Authorized Appropriations	Adjustments (Transfer To/From, Modifications/Augmentations)	Adjusted Appropriations	Allotments Received	Adjustments (Reductions, Modifications/Augmentations)	Transfer To	Transfer From	Adjusted Allotments	1st Quarter Ending March 31	2nd Quarter Ending June 30	3rd Quarter Ending September 30	4th Quarter Ending December 31	Total	1st Quarter Ending March 31	2nd Quarter Ending June 30	3rd Quarter Ending September 30	4th Quarter Ending December 31	Total	Unreleased Appropriations	Unobligated Allotments	Unpaid Obligations (15-20)=(23+24)	
																						Due and Demandable	Not Yet Due and Demandable
1	2	3	4	5=(3+4)	6	7	8	9	10=(8+(-7)+9)	11	12	13	14	15=(11+12+13+14)	16	17	18	19	20=(16+17+18+19)	21	22	23	24
MOOE		2,000,000.00	0.00	2,000,000.00	2,000,000.00	0.00	0.00	0.00	2,000,000.00	0.00	0.00	226,650.00	378,084.20	604,734.20	0.00	0.00	226,650.00	319,624.18	546,274.18	0.00	1,395,265.80	0.00	58,460.02
Free Higher Education	31010020004000	124,430,000.00	0.00	124,430,000.00	124,430,000.00	0.00	0.00	0.00	124,430,000.00	0.00	0.00	67,725,227.00	56,704,773.00	124,430,000.00	0.00	0.00	67,725,227.00	56,704,773.00	124,430,000.00	0.00	0.00	0.00	0.00
MOOE		124,430,000.00	0.00	124,430,000.00	124,430,000.00	0.00	0.00	0.00	124,430,000.00	0.00	0.00	67,725,227.00	56,704,773.00	124,430,000.00	0.00	0.00	67,725,227.00	56,704,773.00	124,430,000.00	0.00	0.00	0.00	0.00
Completion of New College of Education and ULHS K-12 Building with Land Development	310100200046000	5,000,000.00	0.00	5,000,000.00	5,000,000.00	0.00	0.00	0.00	5,000,000.00	4,222,632.06	0.00	0.00	0.00	4,222,632.06	633,394.81	851,282.63	775,275.25	0.00	2,259,952.69	0.00	777,367.94	0.00	1,962,679.37
CO		5,000,000.00	0.00	5,000,000.00	5,000,000.00	0.00	0.00	0.00	5,000,000.00	4,222,632.06	0.00	0.00	0.00	4,222,632.06	633,394.81	851,282.63	775,275.25	0.00	2,259,952.69	0.00	777,367.94	0.00	1,962,679.37
Higher Education Research and Innovation Project	310100200047000	3,000,000.00	0.00	3,000,000.00	3,000,000.00	0.00	0.00	0.00	3,000,000.00	0.00	0.00	0.00	1,117,250.75	1,117,250.75	0.00	0.00	0.00	1,117,250.75	1,117,250.75	0.00	1,882,749.25	0.00	0.00
MOOE		3,000,000.00	0.00	3,000,000.00	3,000,000.00	0.00	0.00	0.00	3,000,000.00	0.00	0.00	0.00	1,117,250.75	1,117,250.75	0.00	0.00	0.00	1,117,250.75	1,117,250.75	0.00	1,882,749.25	0.00	0.00
Construction of Multipurpose Building, Farmer's Technology Hub	310100200048000	20,000,000.00	0.00	20,000,000.00	20,000,000.00	0.00	0.00	0.00	20,000,000.00	0.00	0.00	0.00	0.00	0.00	0.00	0.00	0.00	0.00	0.00	0.00	20,000,000.00	0.00	0.00
CO		20,000,000.00	0.00	20,000,000.00	20,000,000.00	0.00	0.00	0.00	20,000,000.00	0.00	0.00	0.00	0.00	0.00	0.00	0.00	0.00	0.00	0.00	0.00	20,000,000.00	0.00	0.00
OO : Higher education research improved to promote economic productivity and innovation		13,237,000.00	(788,000.00)	12,449,000.00	13,237,000.00	(788,000.00)	0.00	0.00	12,449,000.00	1,128,437.82	2,518,328.14	1,045,301.29	7,323,960.75	12,016,048.00	1,108,601.06	2,434,129.90	1,046,488.29	7,368,868.75	11,958,088.00	0.00	432,952.00	0.00	57,960.00
RESEARCH PROGRAM		13,237,000.00	(788,000.00)	12,449,000.00	13,237,000.00	(788,000.00)	0.00	0.00	12,449,000.00	1,128,437.82	2,518,328.14	1,045,301.29	7,323,960.75	12,016,048.00	1,108,601.06	2,434,129.90	1,046,488.29	7,368,868.75	11,958,088.00	0.00	432,952.00	0.00	57,960.00
Conduct of Research Services	320200100001000	13,237,000.00	(788,000.00)	12,449,000.00	13,237,000.00	(788,000.00)	0.00	0.00	12,449,000.00	1,128,437.82	2,518,328.14	1,045,301.29	7,323,960.75	12,016,048.00	1,108,601.06	2,434,129.90	1,046,488.29	7,368,868.75	11,958,088.00	0.00	432,952.00	0.00	57,960.00
PS		11,422,000.00	0.00	11,422,000.00	11,422,000.00	0.00	0.00	0.00	11,422,000.00	1,036,486.16	2,194,140.48	923,280.52	7,268,092.84	11,422,000.00	1,027,408.40	2,179,217.24	920,780.52	7,270,592.84	11,398,000.00	0.00	0.00	0.00	24,000.00
MOOE		1,815,000.00	(788,000.00)	1,027,000.00	1,815,000.00	(788,000.00)	0.00	0.00	1,027,000.00	91,951.66	324,187.66	122,020.77	55,887.91	594,048.00	81,191.66	254,912.66	125,707.77	98,275.91	560,088.00	0.00	432,952.00	0.00	33,960.00
OO : Community engagement increased		13,359,000.00	(792,000.00)	12,567,000.00	13,359,000.00	(792,000.00)	0.00	0.00	12,567,000.00	1,268,191.36	2,865,898.66	1,513,130.11	6,918,179.87	12,565,400.00	1,255,382.72	2,834,307.30	1,530,630.11	6,921,079.87	12,541,400.00	0.00	1,600.00	0.00	24,000.00
TECHNICAL ADVISORY EXTENSION PROGRAM		13,359,000.00	(792,000.00)	12,567,000.00	13,359,000.00	(792,000.00)	0.00	0.00	12,567,000.00	1,268,191.36	2,865,898.66	1,513,130.11	6,918,179.87	12,565,400.00	1,255,382.72	2,834,307.30	1,530,630.11	6,921,079.87	12,541,400.00	0.00	1,600.00	0.00	24,000.00
Provision of Extension Services	330100100001000	13,359,000.00	(792,000.00)	12,567,000.00	13,359,000.00	(792,000.00)	0.00	0.00	12,567,000.00	1,268,191.36	2,865,898.66	1,513,130.11	6,918,179.87	12,565,400.00	1,255,382.72	2,834,307.30	1,530,630.11	6,921,079.87	12,541,400.00	0.00	1,600.00	0.00	24,000.00
PS		11,970,000.00	0.00	11,970,000.00	11,970,000.00	0.00	0.00	0.00	11,970,000.00	1,260,846.36	2,605,418.66	1,294,637.11	6,807,497.87	11,968,400.00	1,249,582.72	2,572,282.30	1,312,137.11	6,810,397.87	11,944,400.00	0.00	1,600.00	0.00	24,000.00
MOOE		1,389,000.00	(792,000.00)	597,000.00	1,389,000.00	(792,000.00)	0.00	0.00	597,000.00	7,345.00	260,480.00	218,493.00	110,662.00	5,800.00	262,025.00	218,493.00	110,662.00	597,000.00	0.00	0.00	0.00	0.00	0.00
Sub-Total, Operations		556,527,000.00	(7,145,000.00)	549,382,000.00	556,527,000.00	(7,145,000.00)	0.00	0.00	549,382,000.00	93,699,086.36	119,438,456.25	154,656,407.36	154,674,458.90	522,466,408.87	89,451,177.61	119,245,173.31	150,491,201.50	154,570,845.20	513,758,397.62	0.00	26,913,591.13	455,392.02	8,254,619.23
PS		351,794,000.00	8,935,398.74	360,729,398.74	351,794,000.00	8,935,398.74	0.00	0.00	360,729,398.74	83,382,115.48	112,346,376.32	79,908,959.82	85,090,346.40	360,727,798.02	82,779,593.28	112,206,429.17	79,831,329.17	85,147,246.22	359,964,597.84	0.00	1,800.72	0.00	763,200.18
MOOE		179,733,000.00	(16,080,398.74)	163,652,601.26	179,733,000.00	(16,080,398.74)	0.00	0.00	163,652,601.26	6,094,338.82	7,092,079.93	74,747,447.54	69,584,112.50	157,517,978.79	6,038,189.52	6,187,461.51	69,884,597.08	69,423,598.98	151,533,847.09	0.00	6,134,622.47	455,392.02	5,528,739.68
FinEx (if Applicable)		0.00	0.00	0.00	0.00	0.00	0.00	0.00	0.00	0.00	0.00	0.00	0.00	0.00	0.00	0.00	0.00	0.00	0.00	0.00	0.00	0.00	0.00
CO		25,000,000.00	0.00	25,000,000.00	25,000,000.00	0.00	0.00	0.00	25,000,000.00	4,222,632.06	0.00	0.00	0.00	4,222,632.06	633,394.81	851,282.63	775,275.25	0.00	2,259,952.69	0.00	20,777,367.94	0.00	1,962,679.37
Sub-Total, I. Agency Specific Budget		863,527,000.00	0.00	863,527,000.00	855,838,000.00	0.00	0.00	0.00	855,838,000.00	153,910,157.86	178,006,940.16	193,450,462.39	294,525,966.72	819,893,527.13	134,430,887.79	183,858,798.26	185,547,881.22	294,251,367.95	798,086,935.22	7,688,000.00	35,944,472.87	1,294,460.59	20,512,131.32
PS		533,591,000.00	40,210,000.00	573,801,000.00	525,902,000.00	40,210,000.00	0.00	0.00	566,112,000.00	114,948,069.33	152,036,263.50	107,353,319.11	191,718,593.94	568,058,245.88	110,462,916.53	155,079,928.15	104,231,221.30	194,721,112.10	564,495,178.08	7,688,000.00	53,754.12	221,471.26	1,341,596.54
MOOE		284,936,000.00	(40,210,000.00)	244,726,000.00	284,936,000.00	(40,210,000.00)	0.00	0.00	244,726,000.00	23,641,374.37	25,968,676.66	86,097,143.28	97,872,473.78	233,579,668.09	21,669,864.13	25,876,908.26	79,022,334.69	95,720,561.72	222,899,669.80	0.00	11,146,331.91	1,072,989.33	10,217,008.96
FinEx (if Applicable)		0.00	0.00	0.00	0.00	0.00	0.00	0.00	0.00	0.00	0.00	0.00	0.00	0.00	0.00	0.00	0.00	0.00	0.00	0.00	0.00	0.00	0.00
CO		45,000,000.00	0.00	45,000,000.00	45,000,000.00	0.00	0.00	0.00	45,000,000.00	15,320,714.16	0.00	0.00	4,934,899.00	20,255,613.16	2,298,107.13	2,899,980.85	2,294,325.23	3,809,694.13	11,302,087.34	0.00	24,744,386.84	0.00	8,953,525.82
II. Automatic Appropriations		44,734,000.00	3,565,000.00	48,299,000.00	48,299,000.00	0.00	0.00	0.00	48,299,000.00	12,760,700.67	12,126,893.96	11,813,627.68	11,597,777.69	48,299,000.00	12,740,806.23	12,137,888.84	11,813,627.68	11,606,677.25	48,299,000.00	0.00	0.00	0.00	0.00
Specific Budgets of National Government Agencies		44,734,000.00	3,565,000.00	48,299,000.00	48,299,000.00	0.00	0.00	0.00	48,299,000.00	12,760,700.67	12,126,893.96	11,813,627.68	11,597,777.69	48,299,000.00	12,740,806.23	12,137,888.84	11,813,627.68	11,606,677.25	48,299,000.00	0.00	0.00	0.00	0.00
Retirement and Life Insurance Premiums		44,734,000.00	3,565,000.00	48,299,000.00	48,299,000.00	0.00	0.00	0.00	48,299,000.00	12,760,700.67	12,126,893.96	11,813,627.68	11,597,777.69	48,299,000.00	12,740,806.23	12,137,888.84	11,813,627.68	11,606,677.25	48,299,000.00	0.00	0.00	0.00	0.00

Particulars	UACS CODE	Appropriations			Allotments					Current Year Obligations					Current Year Disbursements					Balances			
		Authorized Appropriations	Adjustments (Transfer To/From, Modifications/Augmentations)	Adjusted Appropriations	Allotments Received	Adjustments (Reductions, Modifications/Augmentations)	Transfer To	Transfer From	Adjusted Allotments	1st Quarter Ending March 31	2nd Quarter Ending June 30	3rd Quarter Ending September 30	4th Quarter Ending December 31	Total	1st Quarter Ending March 31	2nd Quarter Ending June 30	3rd Quarter Ending September 30	4th Quarter Ending December 31	Total	Unreleased Appropriations	Unobligated Allotments	Unpaid Obligations (15-20)=(23+24)	
																						Due and Demandable	Not Yet Due and Demandable
1	2	3	4	5=(3+4)	6	7	8	9	10=(8+9)-(7)+6	11	12	13	14	15=(11+12+13+14)	16	17	18	19	20=(16+17+18+19)	21	22	23	24
PS		0.00	26,730,377.00	26,730,377.00	0.00	26,730,377.00	0.00	0.00	26,730,377.00	1,210,350.00	17,081,114.36	5,618,471.66	2,820,438.01	26,730,374.03	1,210,350.00	17,038,430.42	5,618,471.66	2,820,438.01	26,687,690.09	0.00	2.97	0.00	42,683.94
MOOE		0.00	0.00	0.00	0.00	0.00	0.00	0.00	0.00	0.00	0.00	0.00	0.00	0.00	0.00	0.00	0.00	0.00	0.00	0.00	0.00	0.00	0.00
FinEx		0.00	0.00	0.00	0.00	0.00	0.00	0.00	0.00	0.00	0.00	0.00	0.00	0.00	0.00	0.00	0.00	0.00	0.00	0.00	0.00	0.00	0.00
CO		0.00	0.00	0.00	0.00	0.00	0.00	0.00	0.00	0.00	0.00	0.00	0.00	0.00	0.00	0.00	0.00	0.00	0.00	0.00	0.00	0.00	0.00
IV. Reversion of the Unobligated Allotments charged against R.A. Nos. 11485 and 11494		0.00	0.00	0.00	0.00	0.00	0.00	0.00	0.00	0.00	0.00	0.00	0.00	0.00	0.00	0.00	0.00	0.00	0.00	0.00	0.00	0.00	0.00
GRAND TOTAL		908,261,000.00	30,295,377.00	938,556,377.00	904,137,000.00	26,730,377.00	0.00	0.00	930,867,377.00	167,861,208.53	207,214,948.48	210,882,561.73	308,944,162.42	894,922,901.16	148,382,044.02	213,033,117.52	202,979,980.56	308,678,463.21	873,073,625.31	7,689,000.00	35,944,475.84	1,294,460.59	20,554,615.26
PS		576,325,000.00	70,505,377.00	646,830,377.00	574,201,000.00	68,940,377.00	0.00	0.00	641,141,377.00	128,919,120.00	181,246,271.82	124,785,418.45	206,136,809.64	641,087,619.91	124,414,072.76	164,256,247.41	121,663,320.64	209,148,227.36	638,481,868.17	7,689,000.00	53,757.09	221,471.26	1,364,280.48
MOOE		284,936,000.00	(40,210,000.00)	244,726,000.00	284,936,000.00	(40,210,000.00)	0.00	0.00	244,726,000.00	23,641,374.37	25,968,676.66	86,087,143.28	97,872,473.78	233,579,668.09	21,669,864.13	25,876,909.26	79,022,334.69	95,720,561.72	222,289,669.80	0.00	11,146,331.91	1,072,989.33	10,217,008.96
CO		45,000,000.00	0.00	45,000,000.00	45,000,000.00	0.00	0.00	45,000,000.00	15,320,714.16	0.00	0.00	4,934,899.00	20,255,613.16	2,298,107.13	2,899,960.85	2,294,325.23	3,809,694.13	11,302,067.34	0.00	24,744,386.84	0.00	8,953,525.82	
Recapitulation by CO:																							
I. Agency Specific Budget		556,527,000.00	(7,145,000.00)	549,382,000.00	556,527,000.00	(7,145,000.00)	0.00	0.00	549,382,000.00	93,669,086.36	119,438,456.25	154,656,407.36	154,674,458.90	522,468,408.87	89,451,177.61	119,245,173.31	150,491,201.50	154,570,845.20	513,758,397.62	0.00	26,913,591.13	455,392.02	8,254,619.23
TECHNICAL ADVISORY EXTENSION PROGRAM		13,359,000.00	(792,000.00)	12,567,000.00	13,359,000.00	(792,000.00)	0.00	0.00	12,567,000.00	1,266,191.36	2,865,898.68	1,513,130.11	6,918,179.87	12,569,400.00	1,255,362.72	2,834,307.30	1,530,630.11	6,921,079.87	12,541,400.00	0.00	1,600.00	0.00	24,000.00
RESEARCH PROGRAM		13,237,000.00	(788,000.00)	12,449,000.00	13,237,000.00	(788,000.00)	0.00	0.00	12,449,000.00	1,126,437.82	2,516,328.14	1,045,301.29	7,323,980.75	12,016,048.00	1,108,601.06	2,434,129.90	1,046,488.29	7,368,868.75	11,958,088.00	0.00	432,952.00	0.00	57,960.00
HIGHER EDUCATION PROGRAM		529,931,000.00	(5,565,000.00)	524,366,000.00	529,931,000.00	(5,565,000.00)	0.00	0.00	524,366,000.00	91,302,457.16	114,054,229.45	152,097,975.96	140,432,298.28	497,886,960.87	87,087,193.83	113,976,736.11	147,914,083.10	140,280,896.58	489,258,909.62	0.00	26,479,039.13	455,392.02	8,172,659.23

Certified Correct:

CHARLIE A. MUNDAL
 Chief, Budget Unit
 Dat January 15, 2024 05:00 PM

Certified Correct:

MARIA JAMELLAH CELESTE M. MAGALONA
 Chief, Accounting Unit
 Dat January 15, 2024 05:00 PM

Recommending Approval By:

IRIS M. DAJAO-OPISO
 Director, OFMS
 Dat January 15, 2024 05:03 PM

Approved By:

ROLITO G. EBALLO, PH.D.
 President
 Dat January 15, 2024 05:06 PM


**STATEMENT OF APPROPRIATIONS, ALLOTMENTS, OBLIGATIONS, DISBURSEMENTS AND BALANCES
As at the Quarter Ending December 31, 2023**


Department : State Universities and Colleges (SUCs)
 Agency/Entity : Central Mindanao University
 Operating Unit : < not applicable >
 Organization Code (UACS) : 08 091 000000
 Fund Cluster : 01 - Regular Agency Fund
 (e.g. UACS Fund Cluster: 01-Regular Agency Fund, 02-Foreign Assisted Projects Fund, 03-Special Account-Locally Funded/Domestic Grants Fund, and 04-Special Account-Foreign Assisted/Foreign Grants Fund)


	Current Year Appropriations
	Supplemental Appropriations
X	Continuing Appropriations


Particulars	UACS CODE	Appropriations			Allotments			Current Year Obligations							Current Year Disbursements				Balances				
		Authorized Appropriations	Adjustments (Transfer To/From, Modifications/ Augmentations)	Adjusted Appropriations	Allotments Received	Adjustments (Reductions, Modifications / Augmentations)	Transfer To	Transfer From	Adjusted Allotments	1st Quarter Ending March 31	2nd Quarter Ending June 30	3rd Quarter Ending September 30	4th Quarter Ending December 31	Total	1st Quarter Ending March 31	2nd Quarter Ending June 30	3rd Quarter Ending September 30	4th Quarter Ending December 31	Total	Unreleased Appropriations	Unobligated Allotments	Unpaid Obligations (15-20)=(23+24)	
1	2	3	4	5=(3+4)	6	7	8	9	10=(8+(-)-7)+4+6	11	12	13	14	15=(11+12+13+14)	16	17	18	19	20=(16+17+18+19)	21=(5-10)	22=(10-15)	23	24
I. Agency Specific Budget		18,798,196.78	0.00	18,798,196.78	18,798,196.78	0.00	0.00	0.00	18,798,196.78	45,140.00	378,606.58	0.00	18,114,909.07	18,538,655.63	45,140.00	216,576.82	0.00	1,069,368.99	1,333,085.81	0.00	259,541.15	877,449.78	16,328,120.04
General Administration and Support	1000000000000000	172,782.63	0.00	172,782.63	172,782.63	0.00	0.00	0.00	172,782.63	0.00	172,782.63	0.00	0.00	172,782.63	0.00	136,980.57	0.00	0.00	136,980.57	0.00	0.00	0.00	35,802.06
General Management and Supervision	100000100001000	172,782.63	0.00	172,782.63	172,782.63	0.00	0.00	0.00	172,782.63	0.00	172,782.63	0.00	0.00	172,782.63	0.00	136,980.57	0.00	0.00	136,980.57	0.00	0.00	0.00	35,802.06
MOOE		172,782.63	0.00	172,782.63	172,782.63	0.00	0.00	0.00	172,782.63	0.00	172,782.63	0.00	0.00	172,782.63	0.00	136,980.57	0.00	0.00	136,980.57	0.00	0.00	0.00	35,802.06
Sub-Total, General Administration and Support		172,782.63	0.00	172,782.63	172,782.63	0.00	0.00	0.00	172,782.63	0.00	172,782.63	0.00	0.00	172,782.63	0.00	136,980.57	0.00	0.00	136,980.57	0.00	0.00	0.00	35,802.06
PS		0.00	0.00	0.00	0.00	0.00	0.00	0.00	0.00	0.00	0.00	0.00	0.00	0.00	0.00	0.00	0.00	0.00	0.00	0.00	0.00	0.00	0.00
MOOE		172,782.63	0.00	172,782.63	172,782.63	0.00	0.00	0.00	172,782.63	0.00	172,782.63	0.00	0.00	172,782.63	0.00	136,980.57	0.00	0.00	136,980.57	0.00	0.00	0.00	35,802.06
FinEx (if Applicable)		0.00	0.00	0.00	0.00	0.00	0.00	0.00	0.00	0.00	0.00	0.00	0.00	0.00	0.00	0.00	0.00	0.00	0.00	0.00	0.00	0.00	0.00
CO		0.00	0.00	0.00	0.00	0.00	0.00	0.00	0.00	0.00	0.00	0.00	0.00	0.00	0.00	0.00	0.00	0.00	0.00	0.00	0.00	0.00	0.00
Operations	3000000000000000	18,625,414.15	0.00	18,625,414.15	18,625,414.15	0.00	0.00	0.00	18,625,414.15	45,140.00	205,823.93	0.00	18,114,909.07	18,365,873.00	45,140.00	81,596.25	0.00	1,069,368.99	1,196,105.24	0.00	259,541.15	877,449.78	16,292,317.98
OO : Relevant and quality tertiary education ensured to achieve inclusive growth and access of poor but deserving students to quality tertiary education (expressed)		18,575,163.91	0.00	18,575,163.91	18,575,163.91	0.00	0.00	0.00	18,575,163.91	45,140.00	205,823.93	0.00	18,114,909.07	18,365,873.00	45,140.00	81,596.25	0.00	1,069,368.99	1,196,105.24	0.00	209,290.91	877,449.78	16,292,317.98
HIGHER EDUCATION PROGRAM		18,575,163.91	0.00	18,575,163.91	18,575,163.91	0.00	0.00	0.00	18,575,163.91	45,140.00	205,823.93	0.00	18,114,909.07	18,365,873.00	45,140.00	81,596.25	0.00	1,069,368.99	1,196,105.24	0.00	209,290.91	877,449.78	16,292,317.98
Locally-Funded Project(s)		18,575,163.91	0.00	18,575,163.91	18,575,163.91	0.00	0.00	0.00	18,575,163.91	45,140.00	205,823.93	0.00	18,114,909.07	18,365,873.00	45,140.00	81,596.25	0.00	1,069,368.99	1,196,105.24	0.00	209,290.91	877,449.78	16,292,317.98
Enhancement of ICT Enabled Teaching Facilities Project (MITS)	310100200039000	176,175.00	0.00	176,175.00	176,175.00	0.00	0.00	0.00	176,175.00	0.00	0.00	0.00	164,325.00	164,325.00	0.00	0.00	0.00	0.00	0.00	0.00	11,850.00	0.00	164,325.00
CO		176,175.00	0.00	176,175.00	176,175.00	0.00	0.00	0.00	176,175.00	0.00	0.00	0.00	164,325.00	164,325.00	0.00	0.00	0.00	0.00	0.00	0.00	11,850.00	0.00	164,325.00
Infrastructure and Smart Campus Development, Operationalization of Face-to-Face Classes and Upgrading/Procurement of Equipment	310100200040000	6,085,120.22	0.00	6,085,120.22	6,085,120.22	0.00	0.00	0.00	6,085,120.22	0.00	0.00	0.00	5,980,595.00	5,980,595.00	0.00	0.00	0.00	0.00	0.00	0.00	104,525.22	0.00	5,980,595.00
CO		6,085,120.22	0.00	6,085,120.22	6,085,120.22	0.00	0.00	0.00	6,085,120.22	0.00	0.00	0.00	5,980,595.00	5,980,595.00	0.00	0.00	0.00	0.00	0.00	0.00	104,525.22	0.00	5,980,595.00
Capacity Development on Futures Thinking and Strategic Foresight	310100200041000	2,000,000.00	0.00	2,000,000.00	2,000,000.00	0.00	0.00	0.00	2,000,000.00	0.00	0.00	0.00	2,000,000.00	2,000,000.00	0.00	0.00	0.00	839,986.67	839,986.67	0.00	0.00	877,449.78	282,563.55
MOOE		2,000,000.00	0.00	2,000,000.00	2,000,000.00	0.00	0.00	0.00	2,000,000.00	0.00	0.00	0.00	2,000,000.00	2,000,000.00	0.00	0.00	0.00	839,986.67	839,986.67	0.00	0.00	877,449.78	282,563.55
Student Assistance Program	310100200042000	415,275.00	0.00	415,275.00	415,275.00	0.00	0.00	0.00	415,275.00	30,790.00	81,596.25	0.00	302,888.75	415,275.00	30,790.00	81,596.25	0.00	0.00	112,386.25	0.00	0.00	0.00	302,888.75
MOOE		415,275.00	0.00	415,275.00	415,275.00	0.00	0.00	0.00	415,275.00	30,790.00	81,596.25	0.00	302,888.75	415,275.00	30,790.00	81,596.25	0.00	0.00	112,386.25	0.00	0.00	0.00	302,888.75
Construction/Completion of Multipurpose Building (Farmer's Technology Hub)	310100200043000	300,809.89	0.00	300,809.89	300,809.89	0.00	0.00	0.00	300,809.89	0.00	0.00	0.00	226,218.00	226,218.00	0.00	0.00	0.00	0.00	0.00	0.00	74,591.89	0.00	226,218.00
CO		300,809.89	0.00	300,809.89	300,809.89	0.00	0.00	0.00	300,809.89	0.00	0.00	0.00	226,218.00	226,218.00	0.00	0.00	0.00	0.00	0.00	0.00	74,591.89	0.00	226,218.00
Increase in Carrying Capacity of Nursing and Allied Health Programs	310100200045000	9,597,783.80	0.00	9,597,783.80	9,597,783.80	0.00	0.00	0.00	9,597,783.80	14,350.00	124,227.68	0.00	9,440,882.32	9,579,460.00	14,350.00	0.00	0.00	229,382.32	243,732.32	0.00	18,323.80	0.00	9,335,727.68
MOOE		473,232.32	0.00	473,232.32	473,232.32	0.00	0.00	0.00	473,232.32	14,350.00	0.00	0.00	458,882.32	473,232.32	14,350.00	0.00	0.00	229,382.32	243,732.32	0.00	0.00	0.00	229,500.00
CO		9,124,551.48	0.00	9,124,551.48	9,124,551.48	0.00	0.00	0.00	9,124,551.48	0.00	124,227.68	0.00	8,982,000.00	9,106,227.68	0.00	0.00	0.00	0.00	0.00	0.00	18,323.80	0.00	9,106,227.68
OO : Higher education research improved to promote economic productivity and innovation		50,250.24	0.00	50,250.24	50,250.24	0.00	0.00	0.00	50,250.24	0.00	0.00	0.00	0.00	0.00	0.00	0.00	0.00	0.00	0.00	0.00	50,250.24	0.00	0.00
RESEARCH PROGRAM		50,250.24	0.00	50,250.24	50,250.24	0.00	0.00	0.00	50,250.24	0.00	0.00	0.00	0.00	0.00	0.00	0.00	0.00	0.00	0.00	0.00	50,250.24	0.00	0.00
Locally-Funded Project(s)		50,250.24	0.00	50,250.24	50,250.24	0.00	0.00	0.00	50,250.24	0.00	0.00	0.00	0.00	0.00	0.00	0.00	0.00	0.00	0.00	0.00	50,250.24	0.00	0.00
Completion of Crop Research Center Building - Phase II	320200200004000	50,250.24	0.00	50,250.24	50,250.24	0.00	0.00	0.00	50,250.24	0.00	0.00	0.00	0.00	0.00	0.00	0.00	0.00	0.00	0.00	0.00	50,250.24	0.00	0.00
CO		50,250.24	0.00	50,250.24	50,250.24	0.00	0.00	0.00	50,250.24	0.00	0.00	0.00	0.00	0.00	0.00	0.00	0.00	0.00	0.00	0.00	50,250.24	0.00	0.00
Sub-Total, Operations		18,625,414.15	0.00	18,625,414.15	18,625,414.15	0.00	0.00	0.00	18,625,414.15	45,140.00	205,823.93	0.00	18,114,909.07	18,365,873.00	45,140.00	81,596.25	0.00	1,069,368.99	1,196,105.24	0.00	259,541.15	877,449.78	16,292,317.98

Particulars	UACS CODE	Appropriations			Allotments					Current Year Obligations					Current Year Disbursements					Balances				
		Authorized Appropriations	Adjustments (Transfer To/From, Modifications/ Augmentations)	Adjusted Appropriations	Allotments Received	Adjustments (Reductions, Modifications / Augmentations)	Transfer To	Transfer From	Adjusted Allotments	1st Quarter Ending March 31	2nd Quarter Ending June 30	3rd Quarter Ending September 30	4th Quarter Ending December 31	Total	1st Quarter Ending March 31	2nd Quarter Ending June 30	3rd Quarter Ending September 30	4th Quarter Ending December 31	Total	Unreleased Appropriations	Unobligated Allotments	Unpaid Obligations (15-20)-(23+24)		
																						Due and Demandable	Not Yet Due and Demandable	
1	2	3	4	5=(3+4)	6	7	8	9	10=(8+(-37)+9)	11	12	13	14	15=(11+12+13+14)	16	17	18	19	20=(16+17+18+19)	21=(5-10)	22=(10-15)	23	24	
PS		0.00	0.00	0.00	0.00	0.00	0.00	0.00	0.00	0.00	0.00	0.00	0.00	0.00	0.00	0.00	0.00	0.00	0.00	0.00	0.00	0.00	0.00	0.00
MOOE		2,888,507.32	0.00	2,888,507.32	2,888,507.32	0.00	0.00	0.00	2,888,507.32	45,140.00	81,596.25	0.00	2,761,771.07	2,888,507.32	45,140.00	81,596.25	0.00	1,069,368.99	1,196,105.24	0.00	0.00	877,449.78	814,952.30	
FinEx (If Applicable)		0.00	0.00	0.00	0.00	0.00	0.00	0.00	0.00	0.00	0.00	0.00	0.00	0.00	0.00	0.00	0.00	0.00	0.00	0.00	0.00	0.00	0.00	
CD		15,736,906.83	0.00	15,736,906.83	15,736,906.83	0.00	0.00	0.00	15,736,906.83	0.00	124,227.68	0.00	15,353,138.00	15,477,365.68	0.00	0.00	0.00	0.00	0.00	0.00	259,541.15	0.00	15,477,365.68	
Sub-Total, I. Agency Specific Budget		18,798,196.78	0.00	18,798,196.78	18,798,196.78	0.00	0.00	0.00	18,798,196.78	45,140.00	378,606.56	0.00	18,114,909.07	18,538,655.63	45,140.00	218,576.82	0.00	1,069,368.99	1,333,085.81	0.00	259,541.15	877,449.78	16,328,120.04	
PS		0.00	0.00	0.00	0.00	0.00	0.00	0.00	0.00	0.00	0.00	0.00	0.00	0.00	0.00	0.00	0.00	0.00	0.00	0.00	0.00	0.00	0.00	
MOOE		3,061,289.95	0.00	3,061,289.95	3,061,289.95	0.00	0.00	0.00	3,061,289.95	45,140.00	254,378.88	0.00	2,761,771.07	3,061,289.95	45,140.00	218,576.82	0.00	1,069,368.99	1,333,085.81	0.00	0.00	877,449.78	850,754.36	
FinEx (If Applicable)		0.00	0.00	0.00	0.00	0.00	0.00	0.00	0.00	0.00	0.00	0.00	0.00	0.00	0.00	0.00	0.00	0.00	0.00	0.00	0.00	0.00	0.00	
CD		15,736,906.83	0.00	15,736,906.83	15,736,906.83	0.00	0.00	0.00	15,736,906.83	0.00	124,227.68	0.00	15,353,138.00	15,477,365.68	0.00	0.00	0.00	0.00	0.00	0.00	259,541.15	0.00	15,477,365.68	
GRAND TOTAL		18,798,196.78	0.00	18,798,196.78	18,798,196.78	0.00	0.00	0.00	18,798,196.78	45,140.00	378,606.56	0.00	18,114,909.07	18,538,655.63	45,140.00	218,576.82	0.00	1,069,368.99	1,333,085.81	0.00	259,541.15	877,449.78	16,328,120.04	
PS		0.00	0.00	0.00	0.00	0.00	0.00	0.00	0.00	0.00	0.00	0.00	0.00	0.00	0.00	0.00	0.00	0.00	0.00	0.00	0.00	0.00	0.00	
MOOE		3,061,289.95	0.00	3,061,289.95	3,061,289.95	0.00	0.00	0.00	3,061,289.95	45,140.00	254,378.88	0.00	2,761,771.07	3,061,289.95	45,140.00	218,576.82	0.00	1,069,368.99	1,333,085.81	0.00	0.00	877,449.78	850,754.36	
FinEx (If Applicable)		0.00	0.00	0.00	0.00	0.00	0.00	0.00	0.00	0.00	0.00	0.00	0.00	0.00	0.00	0.00	0.00	0.00	0.00	0.00	0.00	0.00	0.00	
CD		15,736,906.83	0.00	15,736,906.83	15,736,906.83	0.00	0.00	0.00	15,736,906.83	0.00	124,227.68	0.00	15,353,138.00	15,477,365.68	0.00	0.00	0.00	0.00	0.00	0.00	259,541.15	0.00	15,477,365.68	
Recapitulation by OO:																								
I. Agency Specific Budget		18,625,414.15	0.00	18,625,414.15	18,625,414.15	0.00	0.00	0.00	18,625,414.15	45,140.00	205,823.93	0.00	18,114,909.07	18,365,873.00	45,140.00	81,596.25	0.00	1,069,368.99	1,196,105.24	0.00	259,541.15	877,449.78	16,292,317.98	
HIGHER EDUCATION PROGRAM		18,575,163.91	0.00	18,575,163.91	18,575,163.91	0.00	0.00	0.00	18,575,163.91	45,140.00	205,823.93	0.00	18,114,909.07	18,365,873.00	45,140.00	81,596.25	0.00	1,069,368.99	1,196,105.24	0.00	209,290.91	877,449.78	16,292,317.98	
RESEARCH PROGRAM		50,250.24	0.00	50,250.24	50,250.24	0.00	0.00	0.00	50,250.24	0.00	0.00	0.00	0.00	0.00	0.00	0.00	0.00	0.00	0.00	0.00	50,250.24	0.00	0.00	

Certified Correct:

CHARLIE A. MUNDAL
 Chief, Budget Unit
 Dat January 15, 2024 05:00 PM

Certified Correct:

MARIA JAMELLAH CELESTE M. MAGALONA
 Chief, Accounting Unit
 Dat January 15, 2024 05:00 PM

Recommending Approval By:

IRIS M. DAJAO-OPISO
 Director, OFMS
 Dat January 15, 2024 05:03 PM

Approved By:

ROLITO S. EBALIE, PH.D.
 President
 Dat January 15, 2024 05:06 PM